

# THRU BEAM PHOTOELECTRIC SENSORS



## Series TM 15 + RC15

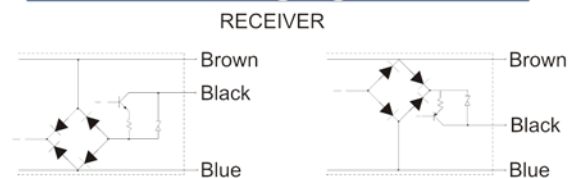


- Through-beam self-contained
- Range up to 6m
- Easy to mount
- Insensitive to shock and vibrations
- Waterproof IP 67

### Technical data

Range:	6m
Supply options:	10 - 30VDC
Power consumption:	<35mA
Output:	NPN / PNP 250mA
Response Time:	5ms max.
Ambient temperature:	- 20°C to + 55°C
Degree of tightness:	IP 67
Short-circuit protected:	1 sec max.
Short-circuit current:	max. 1Amp.
Housing:	Acid-resistant stainless steel

### Wiring diagrams



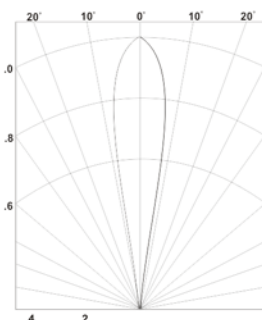
FUNCTION

LIGHT	DARK	
+	-	brown
-	+	blue

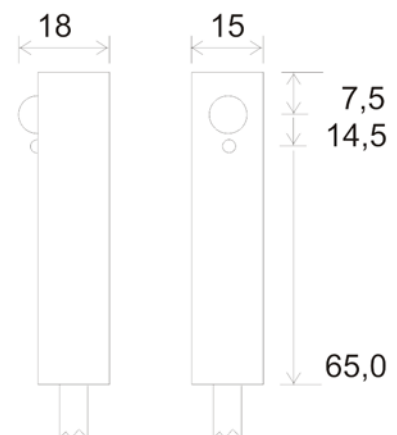
### EMITTER

TM 15	Brown	Range	6m + Brown	- Blue
	Blue		2m + Blue	- Brown

### Angular displacement



### Dimension (mm)



### Type no. Identification code

Emitter	
120050	TM 15
Receiver	
120060	RC 15 NPN
120070	RC 15 PNP